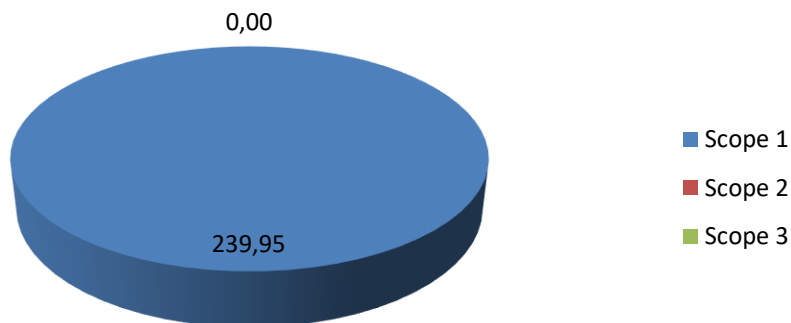


Totaal CO2 Verbruik per groep

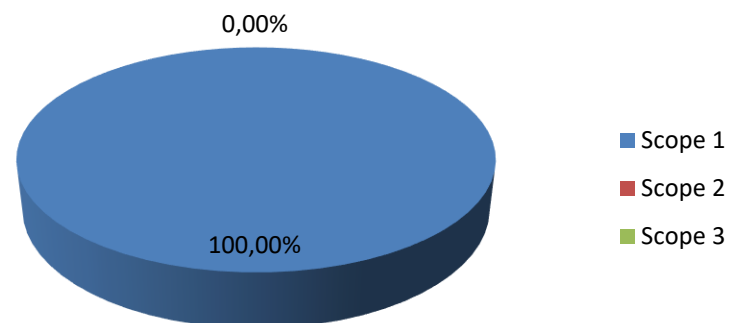
	CO2 Equivalent	CO2 percentage
Verwarming pand	3,145527	1,31%
Airco	0	0%
Transport en Groot materieel	220,408289	91,86%
Klein materieel	8,29255	3,46%
Smering	8,10345	3,38%
Stroom	0	0%
Groene stroom	0	0%
Transport prive zakelijk	0	0,00%
Papier	0	0%
Drinkwater	0	0%
Afvalwater	0	0%
BSA ASI	0	0%
BSA Verbranding	0	0%
BA ASI	0	0%
BA Verbranding	0	0%
Huishoudelijk afval	0	0%
Glas	0	0%
GFT	0	0%
Papier en karton	0	0%
Olieafval	0	0%
	Waarden	Perc.
Scope 1	239,95	100,00%
Scope 2	0,00	0,00%
Scope 3	0,00	0,00%

Datum: 4-7-2023
Kenmerk: Weij/CO2
Versie: 1.0

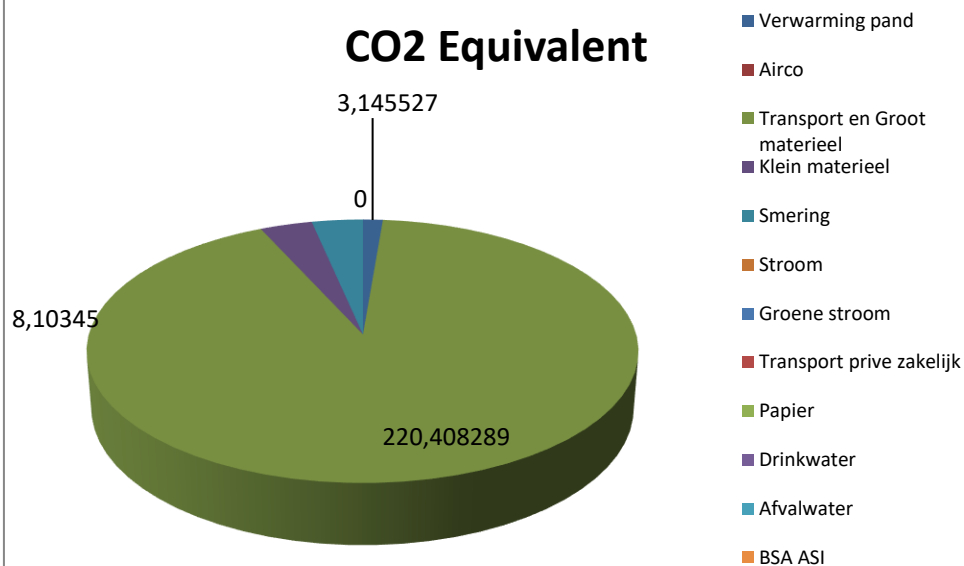
Kwantificering energiestromen in ton CO₂



Kwantificering energiestromen in percentage



CO2 Equivalent



CO2 PERCENTAGE

